

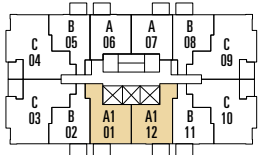
PLAZA ONE

AT KING GEORGE HUB

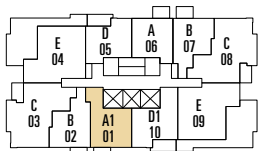
PLAN A1 1 BEDROOM

Interior: 533-537 sf

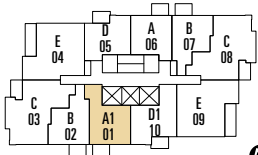
Exterior: 55 sf



LEVELS 4-32



LEVEL 33



LEVELS 34-37



NORTH



This is not an offering for sale. Any such offering can only be made with a disclosure statement. The developer reserves the right to make changes and modifications to the information contained herein without prior notice. Dimensions, sizes, areas, specifications layout and materials are approximate only and subject to change without notice. E.B.O.E.

