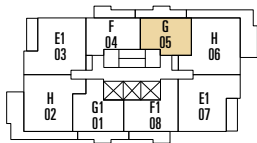


PLAZA ONE

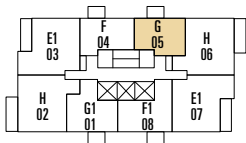
AT KING GEORGE HUB

PLAN G 1 BEDROOM

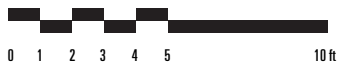
Interior: 491 sf
Exterior: 55-129 sf



LEVEL 38



LEVEL 39-41



This is not an offering for sale. Any such offering can only be made with a disclosure statement. The developer reserves the right to make changes and modifications to the information contained herein without prior notice. Dimensions, sizes, areas, specifications layout and materials are approximate only and subject to change without notice. E.80.E.