

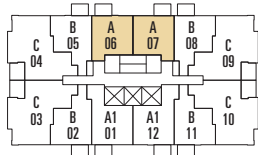
PLAZA TWO

AT KING GEORGE HUB

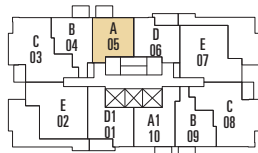
PLAN A 1 BEDROOM

Interior: 454-460 sf

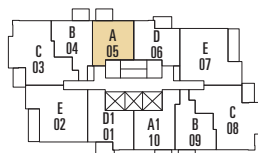
Exterior: 53 sf



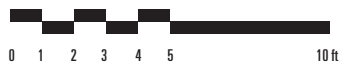
LEVELS 5-33



LEVEL 34



LEVELS 35-38



This is not an offering for sale. Any such offering can only be made with a disclosure statement. The developer reserves the right to make changes and modifications to the information contained herein without prior notice. Dimensions, sizes, areas, specifications layout and materials are approximate only and subject to change without notice. E.S.D.E.

