

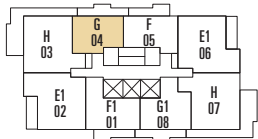
# PLAZA TWO

AT KING GEORGE HUB

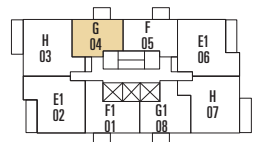
## PLAN G 1 BEDROOM

Interior: 483 sf

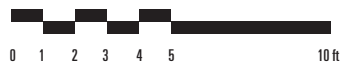
Exterior: 53-112 sf



LEVEL 39



LEVELS 40-43



This is not an offering for sale. Any such offering can only be made with a disclosure statement. The developer reserves the right to make changes and modifications to the information contained herein without prior notice. Dimensions, sizes, areas, specifications layout and materials are approximate only and subject to change without notice. E.S.D.E.

TRANSIT ➤ LIVE ➤ WORK ➤ SHOP ➤ PLAY ➤ TRANSIT ➤ LIVE ➤ WORK ➤ SHOP ➤ PLAY